

250HPND

HYDRAULIC POWER UNIT

- › Powers submersible pumps & other hydraulic equipment
- › Units can be positioned in remote locations without the need for electricity
- › HPU operate efficiently at a wide range of conditions, and distances of 150' or greater away from pump-head
- › Ability to throttle engine delivers wide variety of hydraulic flow and pressure



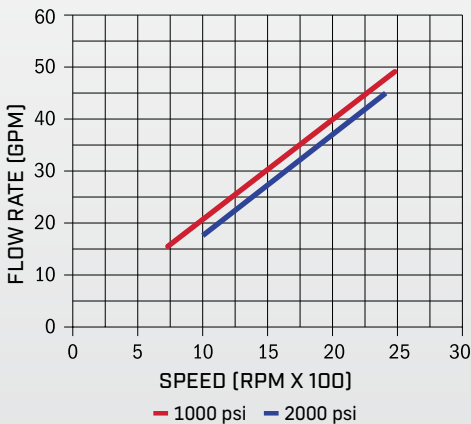
HYDRAULIC PUMP

TYPE: Rotary Vane
RATED CAPACITY: 7 GPM
@1200 rpm, 100 psi
CASING: Class 30 cast iron

HYDRAULIC OIL SYSTEM

CONSTRUCTION: Carbon steel
OIL CAPACITY: 34 gals.
BIODEGRADABLE OIL
Petro Canada Environ AW46

HYDRAULIC PUMP FLOW CAPACITY



STANDARD FITTINGS

HIGH PRESSURE: 3/4" Wing-style
Male Quick Disconnect
LOW PRESSURE: 1" Wing-style
Male Quick Disconnect
All hoses rated for 3000 psi.

STANDARD EQUIPMENT

- › Integral fuel tank
- › Battery box
- › Center point lifting bail
- › Hydraulic pressure relief valve
- › Needle valve & Pressure gauge
- › Hydraulic oil reservoir

AVAILABLE OPTIONS

- › Optional DOT Trailer
- › Engines available per request (Kubota, Deutz)
- › Custom fabrications available

ENGINE SPECS

MAKE Perkins
MODEL 403F-15
3-Cylinder
DISPLACEMENT: 81 cu in.
ELECTRIC: 12V DC
AIR CLEANER: Dry type reusable
LUBRICATION
Constant pressure, Full flow
SAFETY SHUTDOWNS
High head temp, Low oil pressure
PERFORMANCE
Rated Power-hp (kW) 24.6 (18.4)
Rated Speed- rpm 2100

HPU DIMENSIONS

WEIGHT: 1,840 lbs. WIDTH: 36"
LENGTH: 76" HEIGHT: 66"

GRIFFIN

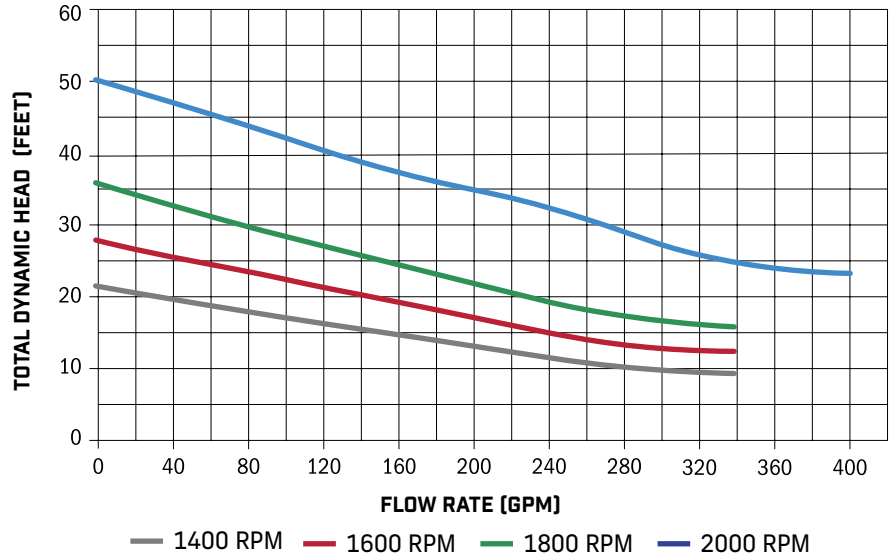
GRIFFINDEWATERING.COM

1-800-431-1510

4MH

IMPELLER: MATERIAL
DISCHARGE: 4"

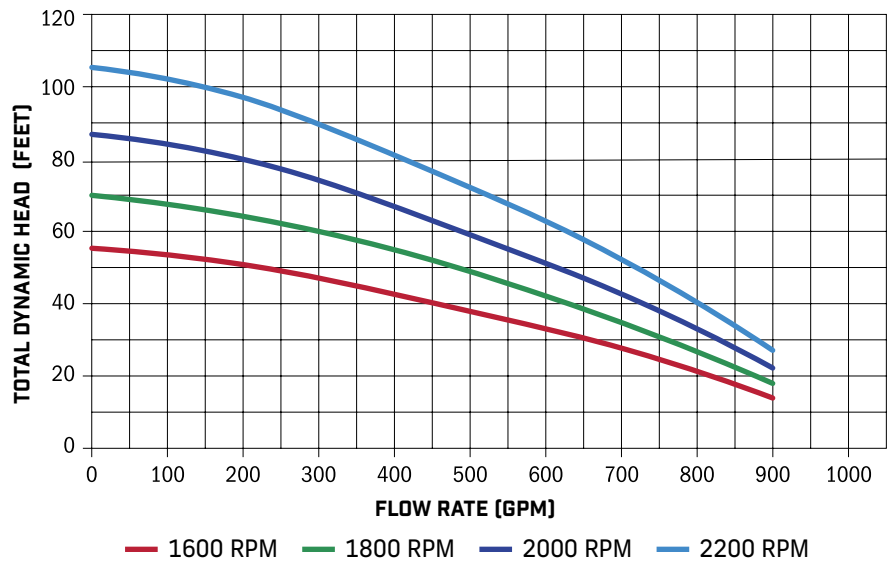
4MH PUMPHEAD CURVE



6T

IMPELLER: TRASH
DISCHARGE: 6"

6T PUMPHEAD CURVE



HYDRAULIC OIL FLOW REQUIRED

